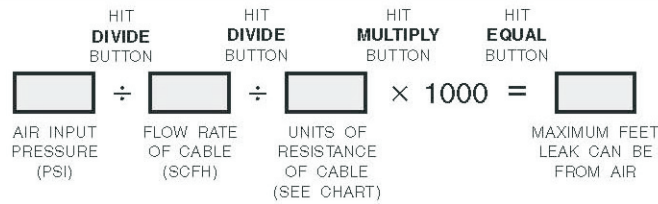


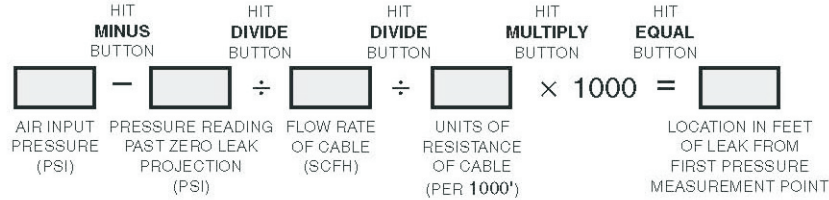
## ZERO LEAK PROJECTION

- Gives Area of Search.



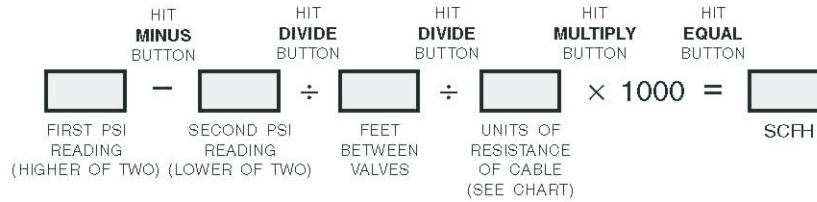
## BACK PROJECTION

- Single feed only.
- Must do a ZLP first.
- Gives exact location of leak.



## CALCULATING AIR FLOW (SCFH)

- How much air is going where?



## System Studies Incorporated



## Pocket Pressurization Calculator Card™

These materials have been prepared for the private use and benefit of companies and individuals participating in seminars sponsored by System Studies Inc. Any unauthorized duplication or distribution of these materials or any recording or video taping of all or any part of any seminar at which the materials are used is prohibited.

### PULP CABLE RESISTANCE

NUMBER OF PAIRS	PNEUMATIC RESISTANCE VALUES PER 1000 FEET			
	19 GAUGE	22 GAUGE	24 GAUGE	26 GAUGE
3600	—	—	—	0.6
3000	—	—	—	0.7
2700	—	—	—	0.8
2400	—	—	—	1.0
2100	—	—	—	1.3
1800	—	—	0.9	1.6
1500	—	—	1.2	1.8
1200	—	0.7	1.5	2.2
1100	—	0.8	—	—
900	—	1.0	1.9	3.0
600	—	1.5	2.5	4.5
450	0.7	1.8	—	—
400	0.8	2.0	4.0	6.0
300	1.0	3.0	5.0	7.5
200	1.5	4.0	8.0	11.5
150	2.0	5.0	10.0	15.0
100	3.0	7.5	13.0	20.0
75	4.0	10.0	16.0	25.0
50	6.0	15.0	20.0	40.0
25	10.0	25.0	40.0	50.0

### PIC CABLE RESISTANCE

NUMBER OF PAIRS	PNEUMATIC RESISTANCE VALUES PER 1000 FEET			
	19 GAUGE	22 GAUGE	24 GAUGE	26 GAUGE
3600	—	—	—	0.1
3000	—	—	—	0.1
2700	—	—	—	0.2
2400	—	—	—	0.3
2100	—	—	—	0.4
1800	—	—	0.2	0.4
1500	—	—	0.3	0.5
1200	—	—	0.4	0.6
900	—	—	0.4	0.6
600	—	0.2	0.5	0.8
400	—	0.3	0.6	1.4
300	0.1	0.4	0.8	1.8
200	0.2	0.6	1.2	2.7
150	0.3	0.8	1.7	3.7
100	0.4	1.2	2.5	5.5
75	0.5	1.6	3.4	7.4
50	0.7	2.4	5.1	11.0
25	1.4	5.1	11.0	22.0
16	2.2	8.2	17.0	33.0
11	3.2	12.0	26.0	51.0

Log onto our Website: [www.airtalk.com](http://www.airtalk.com)

